

# Cyber Security

Tips for Employees



**flexicom solutions**  
Connect - Communicate - Protect

Cyber Security - Tips for Employees

**flexicom solutions**  
Connect - Communicate - Protect

The Complete Guide to Secure Behavior Online and in the Office

01

The need to Educate Employees on Cybersecurity

02

Physical Security Precautions

03

Email Threats

04

Username & Password Management

05

Mobile Security

06

Secure Website Browsing

07

The Value of an MSP in Ensuring Employee Cybersecurity

08

Eductaion & Technology: A Winning Cybersecurity Combination

## The need to Educate Employees on Cybersecurity

**86%**

of business executives expressed concern about cyber threats, including a lack of data security

**100%**

of IT professionals recently surveyed at an SMB said they could improve their cybersecurity systems

When developing cybersecurity programs, many businesses focus on protecting their infrastructure perimeter and device endpoints.

After all, that's where cybercriminals usually first gain access and wreak havoc on a company's digital access. But it's also important to consider what happens when a threat bypasses perimeter defences and targets an employee — in the form of a malicious email or text, or even a voicemail that might prompt an employee to respond with confidential company information.

There's also the possibility of an offline attack from inside the office, where an employee or an office visitor might gain access to valuable data by quickly taking something carelessly left on a desk.

It's clear there's a pressing need for better cybersecurity. The issue is not going away anytime soon. If anything, it's only getting worse.

Stronger cybersecurity has become a global priority over the last few years as hackers penetrate the IT infrastructure of government and enterprises with increasing frequency and sophistication.

# The need to Educate Employees on Cybersecurity

According to a recent government report, *How to Protect Your Networks from Ransomware*, 4,000 ransomware attacks occurred per day in 2016. Furthermore, the annual cost of global cybercrime damages are estimated to cost \$6 trillion by 2021, according to a 2017 *Cybercrime Report* by Cybersecurity Ventures. Coupled with the Internet of Things (IoT) and the explosive growth of mobile devices, the threat landscape and potential for data leaks is even more significant.

In this eBook, we explore the need for employees to practice strict and secure cybersecurity habits— not only to thwart digital attacks, but also to prevent someone from simply walking by their desk (in the office or at home) and picking up a device or document that contains sensitive information.

We also present the key steps SMB business owners can take to educate their employees to help secure their company's data and intellectual property. We can't stress enough the importance of security awareness training for internal employees. Educating them on what it takes to protect proprietary documents and data is critical.

Any leaks— unintentional and intentional—could hurt the business in the form of information that assists a competitor, violates regulations, or harms the corporate image. Leaks can also hurt employees from the standpoint of personal information that might be exposed. Lastly, customers and business partners could be at risk, compromising the industry reputation of any business that does not properly protect confidential information. It only takes one incident to completely destroy any goodwill you established and built with your customer base.

### Keep a Clean Desk

It makes complete sense and sounds so simple, but keeping a clean desk is often overlooked when talking about data security.

It's also the perfect place to start the discussion with employees. Employees that keep a cluttered desk tend to leave USB drives and smartphones out in the open. They also often forget to physically secure their desktops and laptops so someone can't simply walk off with them.

A messy desk also makes it more difficult to realize something is missing such as a folder with hard copy print-outs of customer lists. In addition to increasing the likelihood of something being removed, a cluttered desk means that the discovery of any theft will likely be delayed—perhaps by days or even weeks if the employee is out of the office. Such delays make it more difficult to determine who the perpetrator is and where the stolen material might now be located.

In addition to making digital and paper assets more secure, employees with clean desks are more apt to be productive because they can quickly and safely access the tools and resources they need to do their jobs.

### Common Messy Desk Mistakes to Avoid

The following list presents 11 “messy desk” mistakes employees are prone to commit and which could cause irreparable harm to the business, the employee, fellow employees, customers and business partners. These are all bad habits for which to educate employees to stop:

- 1. Leaving computer screens on without password protection:** Anyone passing by has easy access to all the information on the device; be sure to lock down screen settings.
- 2. Placing documents on the desk that could contain sensitive information:** It's best to keep them locked up in drawers and file cabinets.
- 3. Forgetting to shred documents before they go into the trash or recycling bin:** Any document may contain sensitive information; it's best to shred everything rather than taking a risk.

**4. Failing to close file cabinets:** This makes it easy for someone to steal sensitive information and more difficult to realize a theft has occurred.

**5. Setting mobile phones and USB drives out in the open:** They likely contain sensitive business or personal information and are easy to pick up quickly without being caught in the act.

**6. Neglecting to erase notes on whiteboards:** They often display confidential information on products, new ideas and proprietary business processes.

**7. Dropping backpacks out in the open:** There's often at least one device or folder with sensitive information inside.

**8. Writing user names and passwords on slips of paper or post-its:** This is especially important given that user names and passwords are typically used to log in to more than one site.

### Common Messy Desk Mistakes to Avoid

**9. Leaving behind a key to a locked drawer:** This makes it easy to come back later—perhaps after hours when no one is around—and access confidential files.

**10. Displaying calendars in the open or on the screen for all to see:** Calendars often contain sensitive dates and/or information about customers, prospects and/or new products.

**11. Leaving wallets and credit cards out on the desk:** This is more likely to impact the employee, but wallets may also possess corporate credit cards and security badges.

In today's fast-paced world where employees are always on the go, it takes too much time to determine whether documents, USB drives, devices and other items contain sensitive information.

The safe bet is to make sure everything is filed away and kept locked up or else properly destroyed.



### Social Engineering Inboxes & Voicemail

Social engineering is non-technical, malicious activity that exploits human interactions to obtain information about internal processes, configuration and technical security policies in order to gain access to secure devices and networks.

Such attacks are typically carried out when cybercriminals pose as credible, trusted authorities to convince their targets to grant access to sensitive data and high-security locations or networks.

An example of social engineering is a phone call or email where an employee receives a message that their computer is sending bad traffic to the Internet.

To fix this issue, end users are asked to call or email a tech support hotline and prompted to give information that could very likely give the cybercriminal access to the company's network.

### Phishing Email Compromises

One of the most common forms of social engineering is email phishing—an attempt to acquire sensitive information such as usernames, passwords and credit card data by masquerading as a trustworthy entity.

Phishing is likely the #1 primary email threat employees need to focus on.

Such emails often spoof the company CEO, a customer or a business partner and do so in a sophisticated, subtle way so that the victim thinks they are responding to a legitimate request.

Among the reasons these scams succeed are the appearance of authority—staffers are used to carrying out CEO instructions quickly.

That's why phishing can be so easy to fall victim to.



## 4 Common Phishing Techniques

The scope of phishing attacks is constantly expanding, but frequent attackers tend to utilize one of these four tactics:

- Embedding links into emails that redirect users to an unsecured website requesting sensitive information.
- Installing Trojans via a malicious email attachment or posing ads on a website that allow intruders to exploit loopholes and obtain sensitive information.
- Spoofing the sender address in an email to appear as a reputable source and requesting sensitive information.
- Attempting to obtain company information over the phone by impersonating a known company vendor or IT department.

## Email Security Best Practice - 5 Ways to Block Phishing Attacks

Employees should always be suspicious of potential phishing attacks, especially if they don't know the sender. Here are five best practices to follow to help make sure employees don't become helpless victims:

### 1. Don't reveal personal or financial information in an email.

Make sure employees also know not to respond to email solicitations for this information. This includes clicking on links sent in such emails.

### 2. Check the security of websites.

This is a key precaution to take before sending sensitive information over the Internet. indicates the site has not applied any security measures while means it has.

Also consider if employees are practicing safe browsing habits.

Sites that do not serve a legitimate business purpose are also more likely to contain harmful links.

### 3. Pay attention to website URLs.

Not all emails or email links seem like phishing attacks, so employees may be lured into a false sense of security.

Teach them that many malicious websites fool end users by mimicking legitimate websites. One way to sniff this out is to look at the URL (if it's not hidden behind non-descript text) to see if it looks legit.

Employees may also be able to detect and evade the scheme by finding variations in spellings or a different domain (e.g., .com versus .net).

### 4. Verify suspicious email requests.

Contact the company they're believed to be from directly. If an employee receives an email that looks odd from a well-known company, such as a bank, instruct them to reach out to the bank using means other than responding to the suspicious email address.

It's best to contact the company using information provided on an account statement—NOT the information provided in the email.

### 5. Keep a clean machine.

Utilizing the latest operating system, software and Web browser as well as antivirus and malware protection are the best defences against viruses, malware and other online threats.

It may be difficult for employees to do this, so the business may want to invest in a managed IT services provider who can also be a trusted advisor for all IT needs.



## Low Security Account Credentials

Although it should be common sense, employees need to avoid the use of passwords that are easy for hackers to guess.

Among the top ten worst passwords according to [www.splashdata.com](http://www.splashdata.com) are those that use a series of numbers in numerical order, such as <123456>.

The names of popular sports such as and are also on the list as are quirky passwords such as and even the word itself.

Emphasis should also be placed on the importance of avoiding common usernames.

In analysis conducted by the information security firm Rapid7, hackers most often prey upon these 10 usernames in particular\*:

- Username
- administrator
- Administrator
- user1
- Admin
- Alex
- Pos
- Demo
- db2admin
- Sql

### How Attackers Exploit Weak Passwords to Obtain Access

While most websites don't store actual username passwords, they do store a password hash for each username.

A password hash is a form of encryption, but cybercriminals can sometimes use the password hash to reverse engineer the password.

When passwords are weak, it's easier to break the password hash.

Here is a list of common word mutations hackers use to identify passwords if they feel they already have a general idea of what the password might be:



- Capitalizing the first letter of a word
- Checking all combinations of upper/lowercase for words
- Inserting a number randomly in the word
- Placing numbers at the beginning and the end of words
- Putting the same pattern at both ends, such as <foobar>
- Replacing letters like and with numbers like <0> and <1>
- Punctuating the ends of words, such as adding an exclamation mark
- Duplicating the first letter or all the letters in a word
- Combining two words together
- Adding punctuation or spaces between the words • Inserting <@> in place of <a>

Educating end users on these tactics underscores the importance of creating long passwords (at least 12 characters) and applying multiple deviations, rather than something simple like just capitalising the first letter.

### 9 Tips to Strengthen Password Security

1. Change passwords at least every three months for non-administrative users and 45-60 days for admin accounts.
2. Use different passwords for each login credential.
3. Avoid generic accounts and shared passwords.
4. Conduct audits periodically to identify weak/duplicate passwords and change as necessary.
5. Pick challenging passwords that include a combination of letters (upper and lower case), numbers and special characters (e.g. <\$>, <%> and <&>).
6. Avoid personal information such as birth dates, pet names and sports.
7. Use passwords or passphrases of 12+ characters.

8. Use a Password Manager such as LastPass where users need just one master password.
9. Don't use a browser's auto-fill function for passwords.

An advanced and under-used password security tip to consider is two-factor authentication, which is a way for websites to double confirm an end user's identity. After the end user successfully logs in, they receive a text message with a passcode to then input in order to authenticate their ID. This approach makes sure that end users not only know their passwords but also have access to their own phone.

Two-factor authentication works well because cybercriminals rarely steal an end user's password and phone at the same time.

Leading banks and financial institutions enable two-factor authentication by default, but if not, the service can often be turned on by asking the website to do so. More and more non-financial websites are now offering two-factor authentication as well.

## Mobile Threats Jeopardising Company Data

Mobile security is increasingly becoming a big concern as more and more companies adopt Bring Your Own Device (BYOD) environments, which allow end users to connect to corporate networks through their own (often multiple) devices.

Even in cases where a business does not offer BYOD, end users often find a way to log onto business networks on their own.

With personal devices accessing corporate networks, businesses must now protect endpoint devices that are not completely under their control, which opens up the business to greater risk.

Trying to gain control over personal devices also presents the challenge of making sure the company does not infringe on personal apps and information employees store on their own devices.

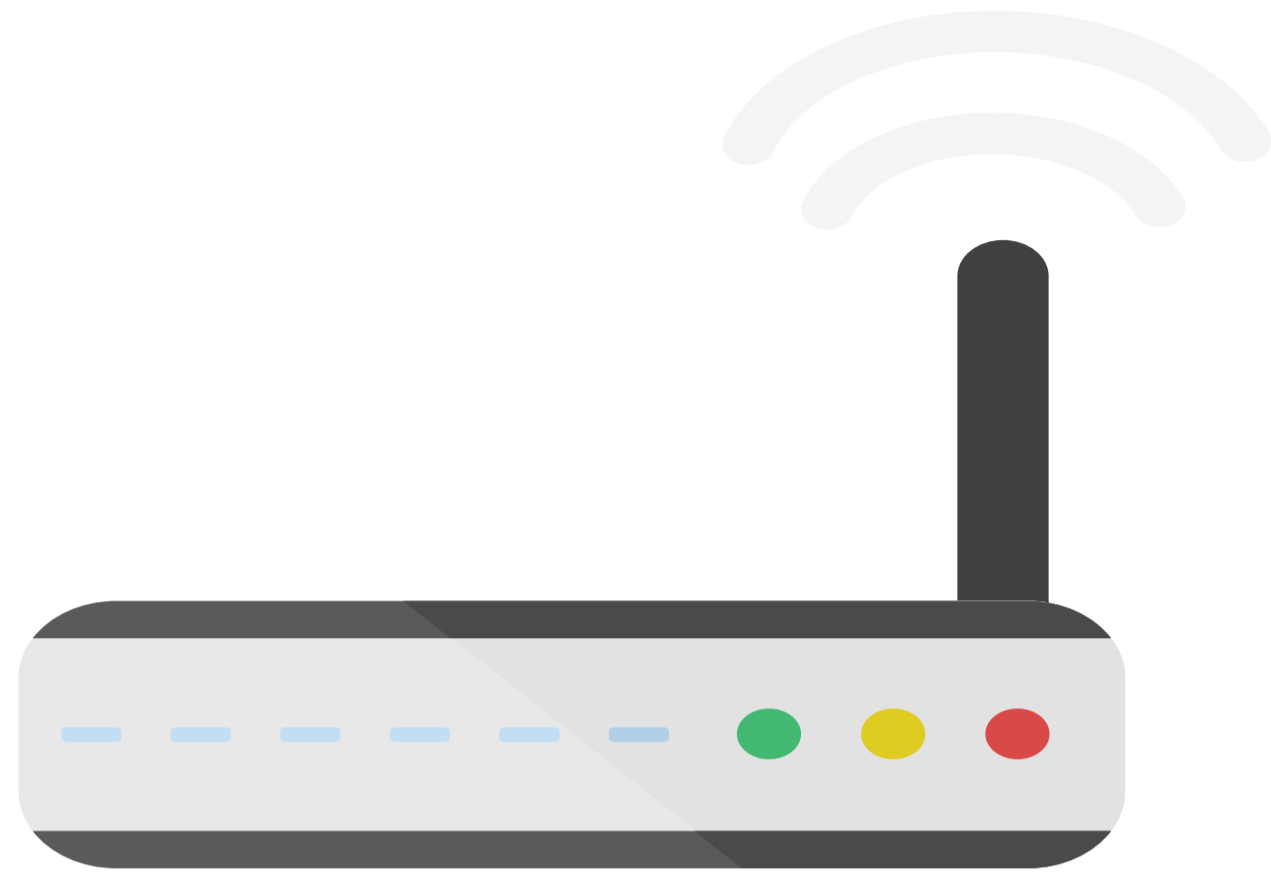
## Mobile Device Security Challenges

**Lost, misplaced or stolen devices:** remote wiping them quickly is key to protecting sensitive business and personal information.

**Mobile malware:** hackers are now turning their attention to mobile devices and executing successful breaches through text messages. Android markets can be set up by anyone looking to sell malicious software to unsuspecting customers. Note: While mobile malware affects Androids more than IOS, a few exploits exist for Apple products as well.

**Unsecure third-party apps:** if breached, they can serve as a gateway to other apps on a device and the device operating system, where security controls can be manipulated.

**Files with sensitive information accidentally emailed to an unauthorized party or posted online:** once something is sent, it's out there forever.



Employees that utilize unsecured public Wi-Fi are another area of concern.

Hackers in the vicinity of or on the same network can overtake a device without the end user even being aware, capturing sensitive data in transit.

The end user can then become the victim of a man-in-the-middle attack, also referred to as hijacking.

The hacker leverages the device so that it turns into an invasive device against other unsuspecting end users.

## How Employees Can Secure Their Mobile Devices

### Set a PIN or passcode:

This is the first line of defence - if someone wants to access the device, they first need to break the code. This is not an easy task and can operate as a deterrent against theft.

Some device manufacturers also provide the option to automatically wipe the device after a few unsuccessful attempts at the passcode or PIN. So even if a phone is stolen, information cannot be accessed.

### Use remote locate tools:

Several software solutions help locate lost or stolen devices through GPS and geofencing capabilities.

Apple offers a service like this for mobile devices aptly named Find my iPhone. For Android users, the Android Device Manager offers these services, and Windows mobile users have this same option from the Windows Phone website.

Similarly, many third-party applications are available in each of the app stores.

**Keep devices clean:**

Phones are mini-computers, and just like “big” computers, they need to be cleaned up from time-to-time.

Utilising an antivirus and malware scanner is always a good idea. Malware can compromise information stored on mobile devices and has a snowball effect that continuously piles up until it slows down or stops the device.

Mobile Device Management (MDM) solutions help businesses and their employees apply these best practices by providing the ability to remotely wipe any devices that are lost or stolen.

Such solutions also isolate personal apps from corporate apps in separate digital containers so that personal information remains private, and when an employee leaves the company, only their corporate apps and data are deleted while their personal apps and data are left intact.

By deploying an MDM platform, businesses can also enforce the use of passcodes to access devices, and they can apply geofencing capabilities that allow a lost device to be more easily located.

End users can also be restricted to using only the corporate apps for which they have proper authorization.

MDM also protects devices from jailbreaking and rooting—where hackers try to gain access to the operating system to open security holes or undermine the device’s built-in security measures.





## The Top Browser Threats

When end users venture out onto the Internet, it's easy to get tangled up in the vast web of threats lurking on many website pages. Some of them are readily apparent, but others are well hidden.

### Malvertising

A form of malicious code that distributes malware through online advertising—can be hidden within an ad, embedded on a website page, or bundled with software downloads.

This type of threat can be displayed on any website, even those considered the most trustworthy.

End users also need to beware of social media scams. Hackers have created a playground of virtual obstacles across all the major social media sites.



According to an article in The Huffington Post, some of the most common Facebook hacks and attacks include click-jacking, phishing schemes, fake pages, rogue applications and the infamous and persistent Koobface worm, which gives attackers control of the victim's machine while replicating the attack to everyone on their Facebook contact list.

Twitter isn't immune to security issues either. Since the microblogging site is both a social network and a search engine, it poses extra problems.

According to CNET News, just 43% of Twitter users could be classified as "true" users compared to the other 57%, which fell into a bucket of "questionable" users.


Among the things to watch for on Twitter are direct messages that lead to phishing scams and shortened URLs that hide malicious intentions.

As for Web-based exploits, Internet websites are now the most commonly-used angles of attack, most often targeting software vulnerabilities or using exploits on the receiving client.

This makes keeping up-to-date browsers paramount for all employees.

### Website Browsing Best Practices for Employees

- Be conservative with online downloads
- Beware of antivirus scams
- Interact only with well-known, reputable websites
- Confirm each site is the genuine site and not a fraudulent site
- Determine if the site utilizes SSL (Secure Sockets Layer), a security technology for establishing encrypted links between Web servers and browsers
- Don't click links in emails—go to sites directly
- Use social media best practices.



## The Value of an MSP in Ensuring Employee Cybersecurity

Partnering with a Managed Services Provider (MSP) that focuses on IT security can bolster your cybersecurity defences.

This is especially true when it comes to end user error. All the tools and solutions in the world won't protect your business from every attack. Human error is still highly dangerous, and many employees grow complacent at some point as they fail to follow best practices.

An MSP that offers mobile device management (MDM) can be very helpful in deploying automatic and remote device-locate and device-wipe services in cases where mobile devices are lost or stolen.

MSPs also offer antimalware and antivirus solutions to keep data on mobile devices as well as desktops protected.

Partnering with an MSP makes sense because they serve as a backup for proactively preventing security leaks that employees might cause and mitigating damage when a leak occurs.

Here's a sampling of the benefits a mobile device management MSP can provide:

- Keeps employee devices updated with the latest antivirus and antimalware software.
- Applies updates to programs and applications when new versions and fixes become available.
- Applies operating system patches when first available on a regular schedule that you can configure.
- Provides security assessments to identify weaknesses in your existing mobile security program.
- Offers guidance on how to mitigate any mobile security program risks. Viruses can also do serious harm to information, so consider MSPs that offer Webroot for complete endpoint management. The technology scans downloaded apps and devices for any threats.

Equipped with Internet security, this defence provides a heads-up if it detects any malicious activity from the device browser.

## Education & Technology; A Winning Cybersecurity Combination

As your business begins the journey to enhance its cybersecurity posture, it all starts with educating your employees.

The tips provided within this eBook along with some basic common sense can go a long way in making sure sensitive information does not fall into the wrong hands.

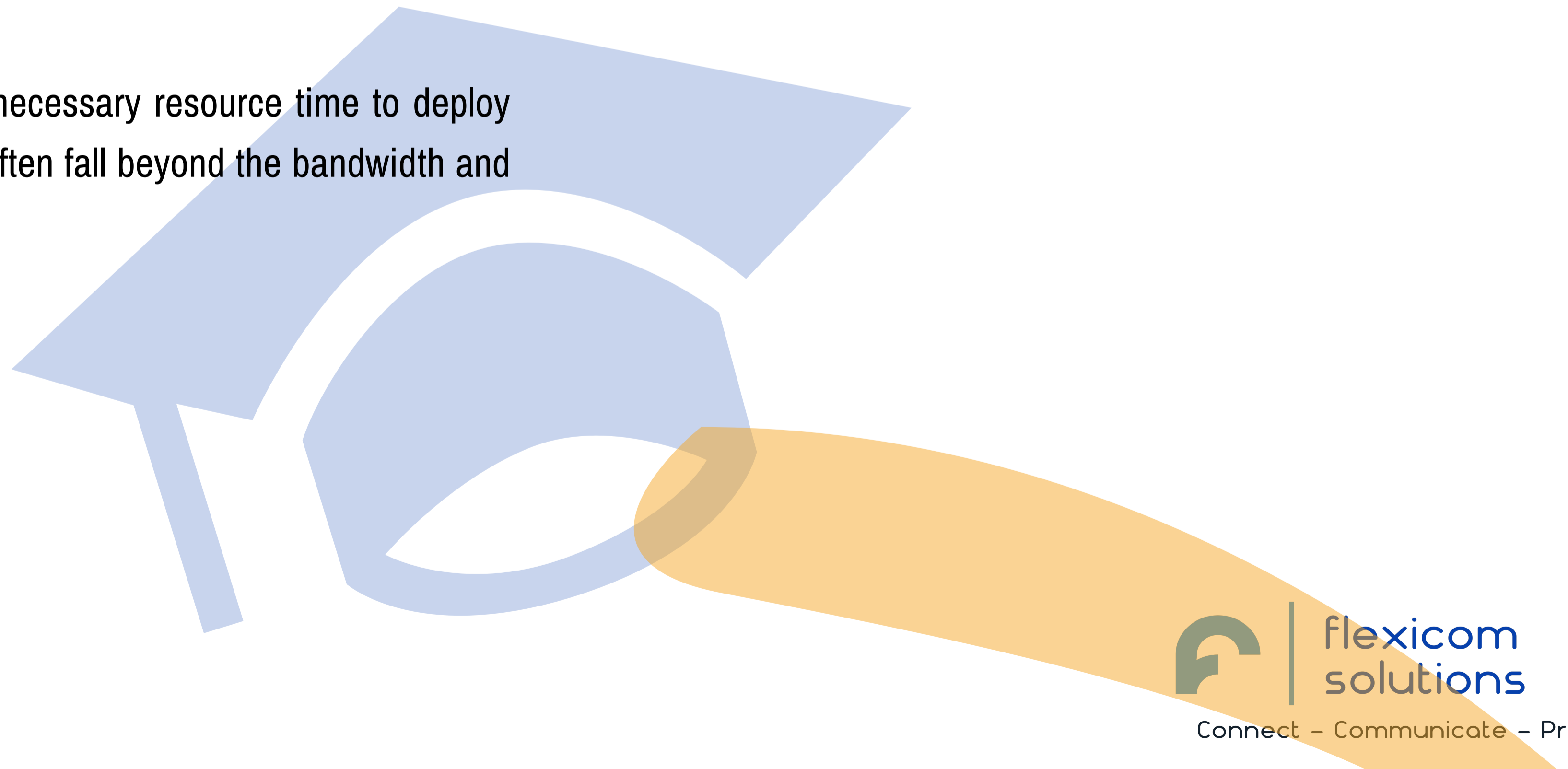
This is where a managed IT services provider can assist. They eliminate the need for your business to keep up on the latest antivirus, antimalware and alert technologies.

You also don't need to expend the necessary resource time to deploy and manage such solutions, which often fall beyond the bandwidth and expertise of internal teams.

Succeeding in applying the necessary cybersecurity measures is paramount to your long-term business success.

In today's world of advanced hackers, who revel in breaching corporate networks, confidential information will always be at risk.

Businesses must take the necessary steps to protect their intellectual property, their confidential information and their reputations while also safeguarding their employees, customers and business partners.





flexicom  
solutions

Connect - Communicate - Protect

## Taking away the hassle & complexity of new IT & Communications services so you can focus on growing your business

With a collective knowledge base of over 50 years in the industry, our goal is to source and manage the most relevant solutions to your business so your business can become more productive, efficient and engaging.

Whether you're looking for a single product or a complete digital transformation of your business, we'll be there for you every step of the way.

No.	Activity	Leading organisation	Period 1 = Mar 05																	
			1	2	3	4	5	6	7	8	9	10								
1	Inception Inception phase Inception Report	BRE																		
2	Implementing EPBD in the Czech Republic Compare Czech legislation and EPBD requirements Draft amendment to Czech Energy Management Act etc.	BRE																		
3	Analysis of EU experiences Prepare analysis report	BRE																		
4	Market segment analysis Classify Czech buildings Classify buildings by type Prepare report and secondary legislation EU quality report	ENVIROS																		
5	Preparation and delivery of training seminars Prepare training materials Deliver training seminars EU training course	ENVIROS																		
6	Present project	ENVIROS																		

FIND US ON  
SOCIAL

 LinkedIn

 Facebook

 Twitter

 YouTube

0800 612 7925